

LANDSCAPING LEGEND:

A TREE : FRAXINUS common ash.

B TREE : BETULA PUBESCENS downy birch.

SHRUBS TO PLANTED AREAS:- [mix of]

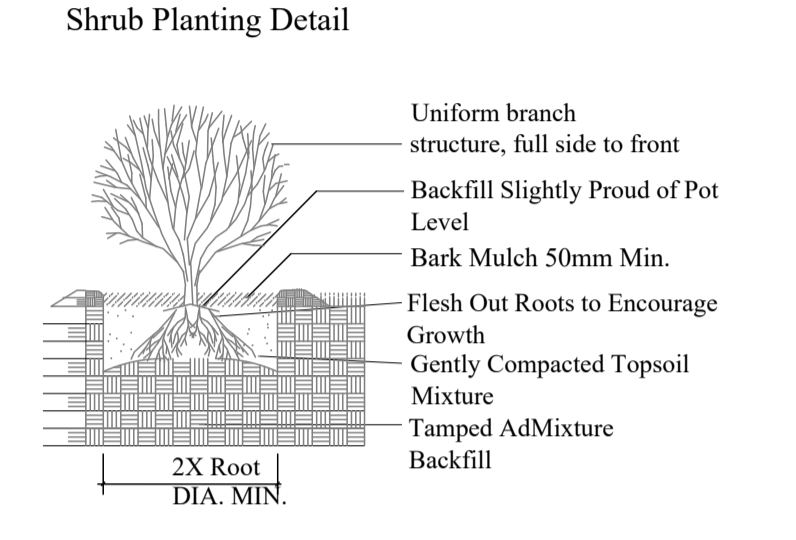
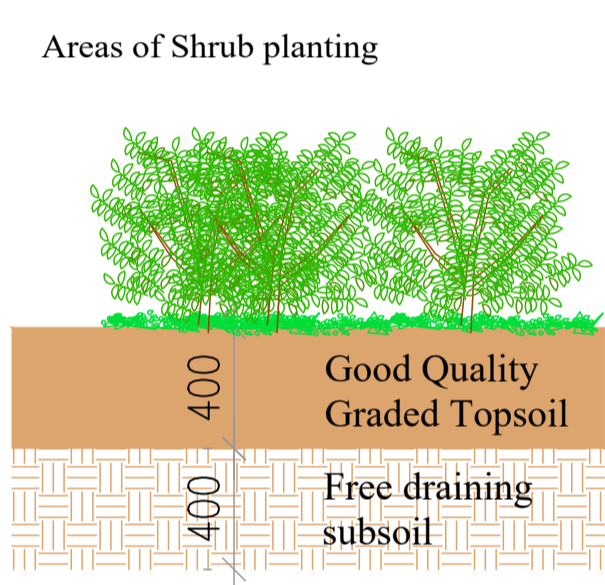
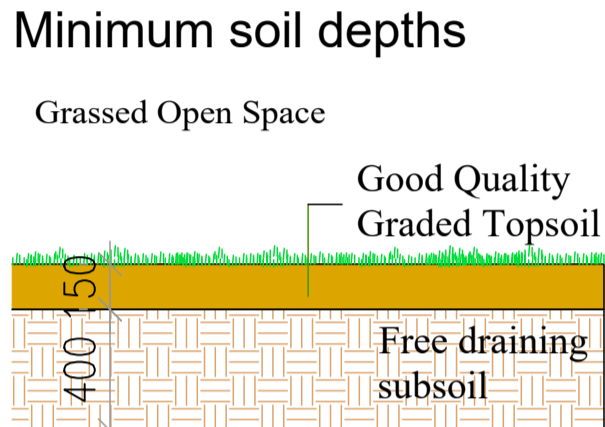
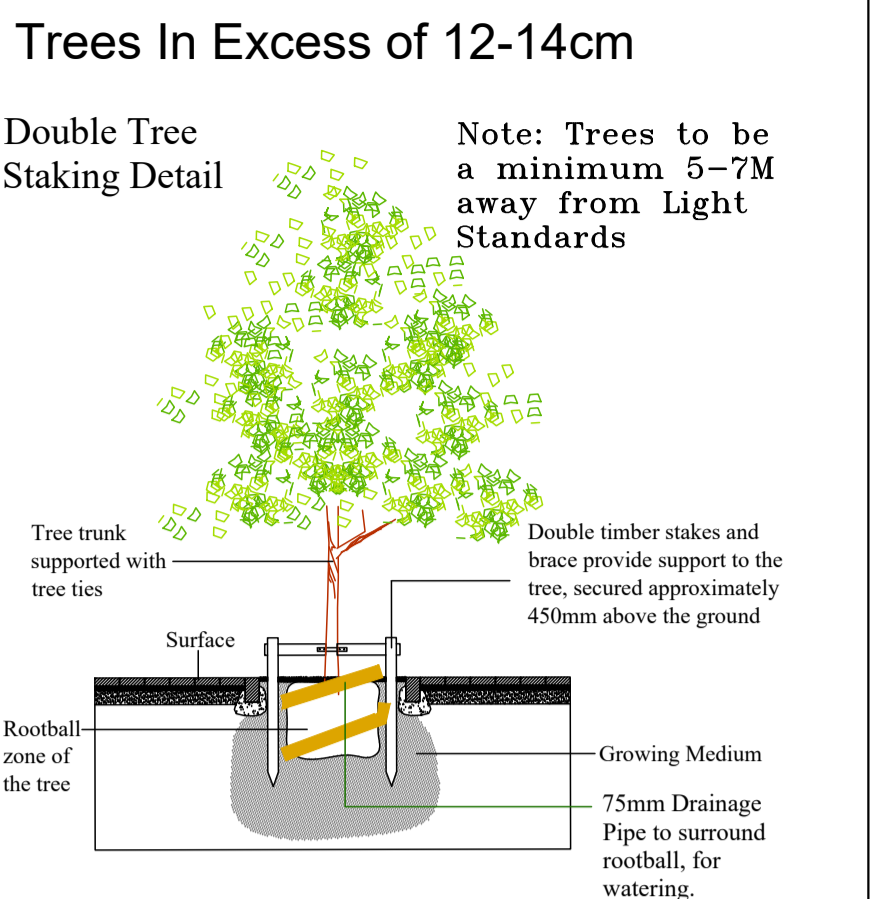
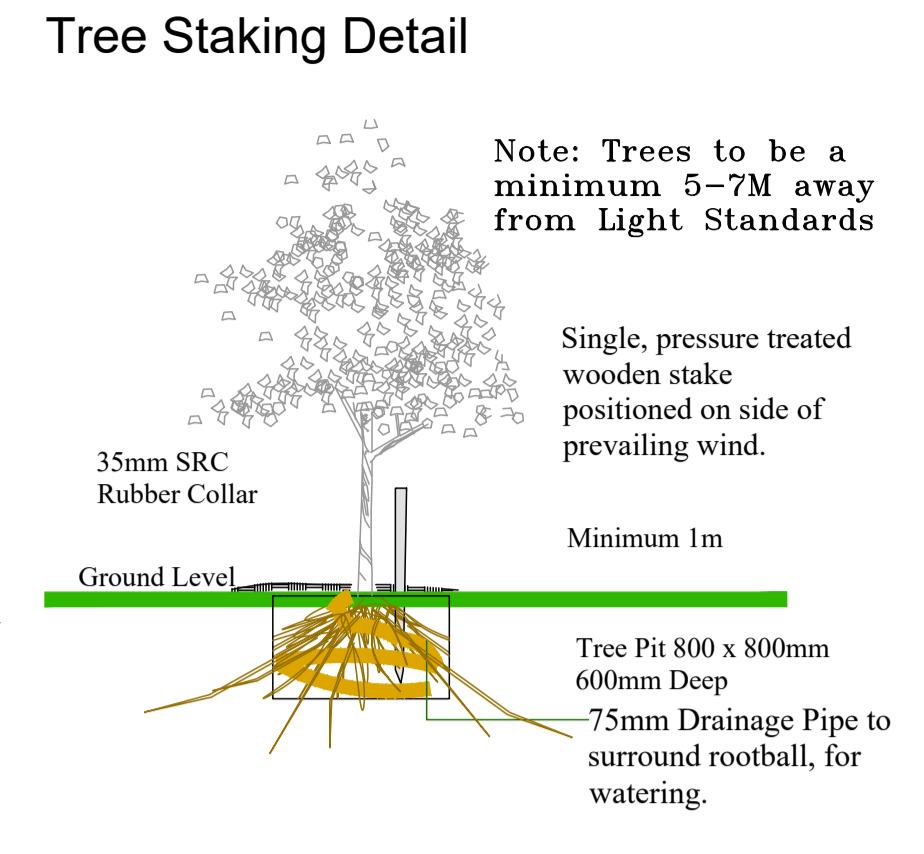
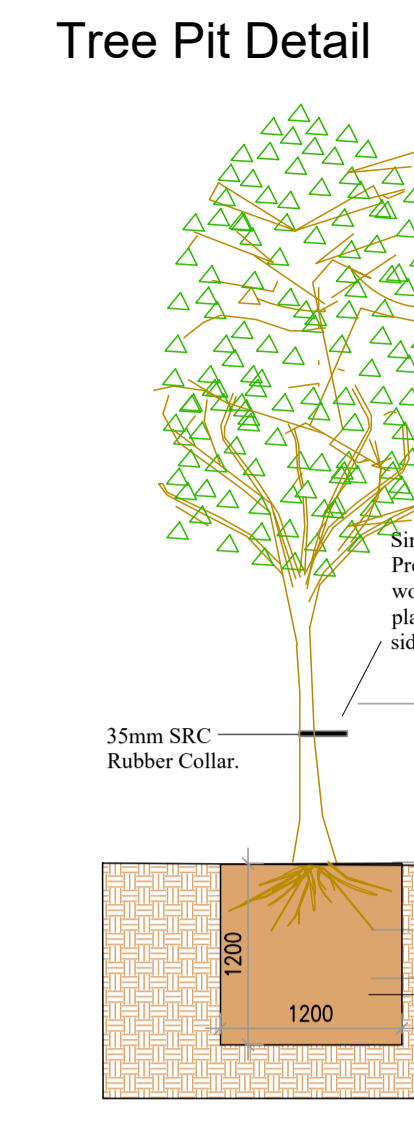
- BERGENIA CORDIFOLIA-10
- PERSICARIA AFFINE-5
- FESTUCA INTENSE BLUE-10
- LAVANDULA ANGUSTIFOLIA-10
- LIBERTIA GRANDIFLORA-5
- SKIMMIA RUBELLA-10
- PITTOSPORUM TOBIRA-5
- ASTELIA SILVER SHADOW-10

HEDGING:- [mix of]

- PHOTINIA 'Red Robin' 20 no
- PRUNUS LAUROCERASUS 'Common Laurel' 30no

EXISTING GREEN AREAS

NEW GRASS AREAS

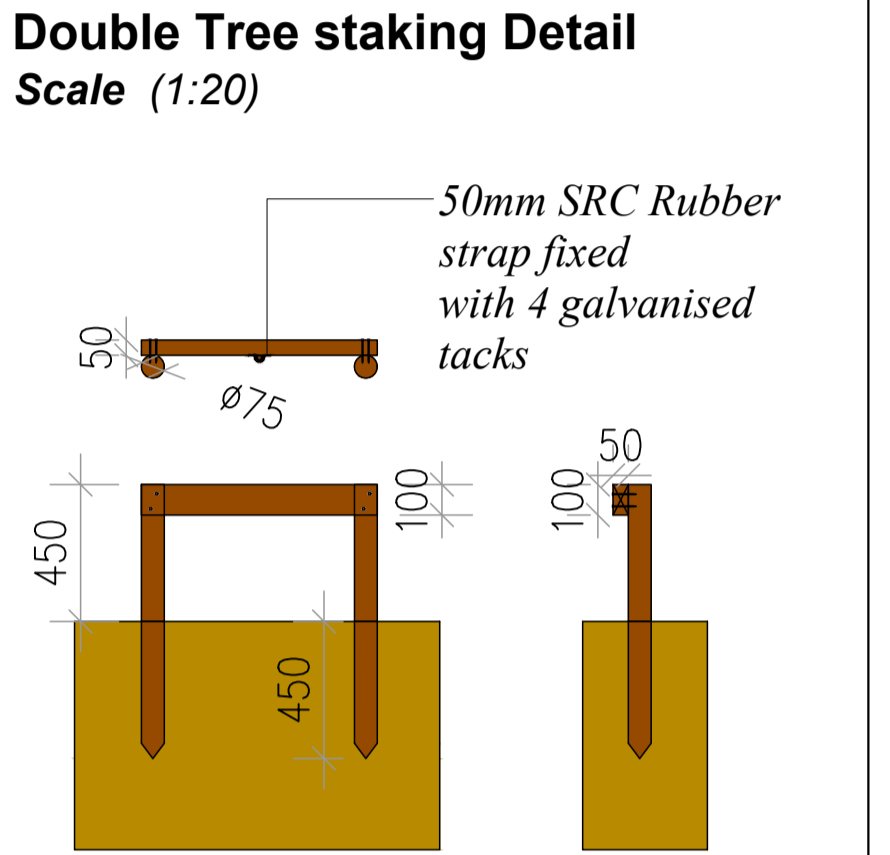


Proposed Trees

Name	Size
FRAXINUS common ash	1000-1250mm
BETULA PUBESCENS downy birch.	800-1000mm

Suggested Palette of Ground Cover

Name	Size	Name	Size
Bergenia cordifolia	2Ltr.	Suggested Medium Shrub Planting	
Festuca Intense Blue	2Ltr.	Lavandula angustifolia	5Ltr.
Persicaria affine	1Ltr.	Libertia grandiflora	2Ltr.
Suggested Hedge Planting		Skimmia rubella	5Ltr.
Prunus laurocerasus 'common laurel' 20L	1000mm	Pittosporum tobira	5Ltr.
PHOTINIA 'Red Robin' 20L	400mm	Astelia Silver Shadow	2Ltr.
Suggested Underplanting groundcover			
Geranium bicova	1Ltr.		
Alchemilla mollis	1Ltr.		



GENERAL LANDSCAPE NOTES:

It is strongly recommended that all plant suggestions made on this drawing are assessed at detail planting design stage to ensure satisfactory location and combinations of plants in the completed scheme.

Trees would range in size from Standards of 10-12cm girth to Extra Heavy Standards of 14-16cm girth

Shrubs would range in size from 300-900mm in height from the ground and be planted at between 2 and 4 no. per metre squared

All standard and semi-mature trees to be protected with spiral tree guards selected as appropriate to tree size. All standard and semi-mature trees to be staked

All existing hedgerows and trees are to be retained, managed and maintained as an existing planting matrix for the proposed development

Positions of trees in open spaces to be agreed at later stage

All positions of planting/lawn areas to be interchangeable

All areas for bin storage are subject to agreement.

All plants shall be of high quality stock & checked by the Landscape Architect before & after planting.

Trees/shrubs to be purchased from suitable nursery and to be planted in accordance with nursery specifications.

The contractor, on a seasonal basis, shall check plants for two years after planting. Any trees or shrubs that die due to natural causes shall be replaced. (This does not include vandalism or theft).

- NOTE:**
- All trees to be 5 - 7m from light standards.
 - All Trees to be appropriate distance to water mains laid out in BS 5837 and IRISH WATER 'Construction Requirements for Self-Lay Developments July 2020 (Revision 4)' - STD-W-12A
 - All trees to be appropriate min. distance to ESB power lines.
 - Trees selected for grass margins to road to be shallow rooting Birch - to avoid services and ducts.
 - Trees selected for grass margins to road not to impede visual line of cars and pedestrians.

NOTE:

Dense underplanting to consist of the following extensive native planting groups - providing necessary all year round screening, colour and interest, while maintaining and enhancing the existing natural habitat of the area.

Rosa Rugosa Rosaria De La Hay, Rosa Rugosa Frau Dagmar Hastrop, Prunus Laurocerous, Crataegus, Fieldmaple, Hazel, Dogwoods, Spindleberry, Viburnum, Larch, Rhododendron, Camellia, Euonymus, Forsythia, Syringia, Hydrangea, Holly, Hornbeam, Ligustrum, Broom, Spirea.

Recommended plant spacing: 1 plant / 1m²

NOTE:

- ALL SERVICES, LEVELS AND STRUCTURE TO ENGINEERS DETAILS/SPECIFICATION.
- NOT FOR CONSTRUCTION PURPOSES.

NOTE:

ALL IMPORTED MATERIAL/SOIL/TOP SOIL TO BE FROM A REPUTABLE LICENSED COMPANY AND TO COMPLY WITH THE REQUIREMENTS OF THE NOXIOUS WEEDS ACT, 1936 AND THE WILDLIFE (AMENDMENT) ACT, 2000. IT SHOULD BE FREE FROM ANY NOXIOUS WEEDS & NON-NATIVE INVASIVE PLANT SPECIES.

Rev	Description	By	Date

VINCENT HANNON ARCHITECTS

Galway: Suite 4 Clough Mills, Dublin Road, Galway, H91 V97E
E: info@vha.ie www.vha.ie
Sligo: 1-3 Abbey Street, Abbeyquarter North, Sligo, F91 X160
T: 091 483 934 T: 071 915 0022
Maynooth: Office 20, Block B, Maynooth Business Campus, Kildare
T: 071 915 0022

Client: Galway County Council
Project: Loughrea Fire Station

Drawing Description: Landscape plan
Status: Planning
Drawing No: 211109 - 3 - 102
Scale: 1:250 @ A1
Rev:
Date: 05.07.22 | Drawn by: IMCh | Checked by: BF