




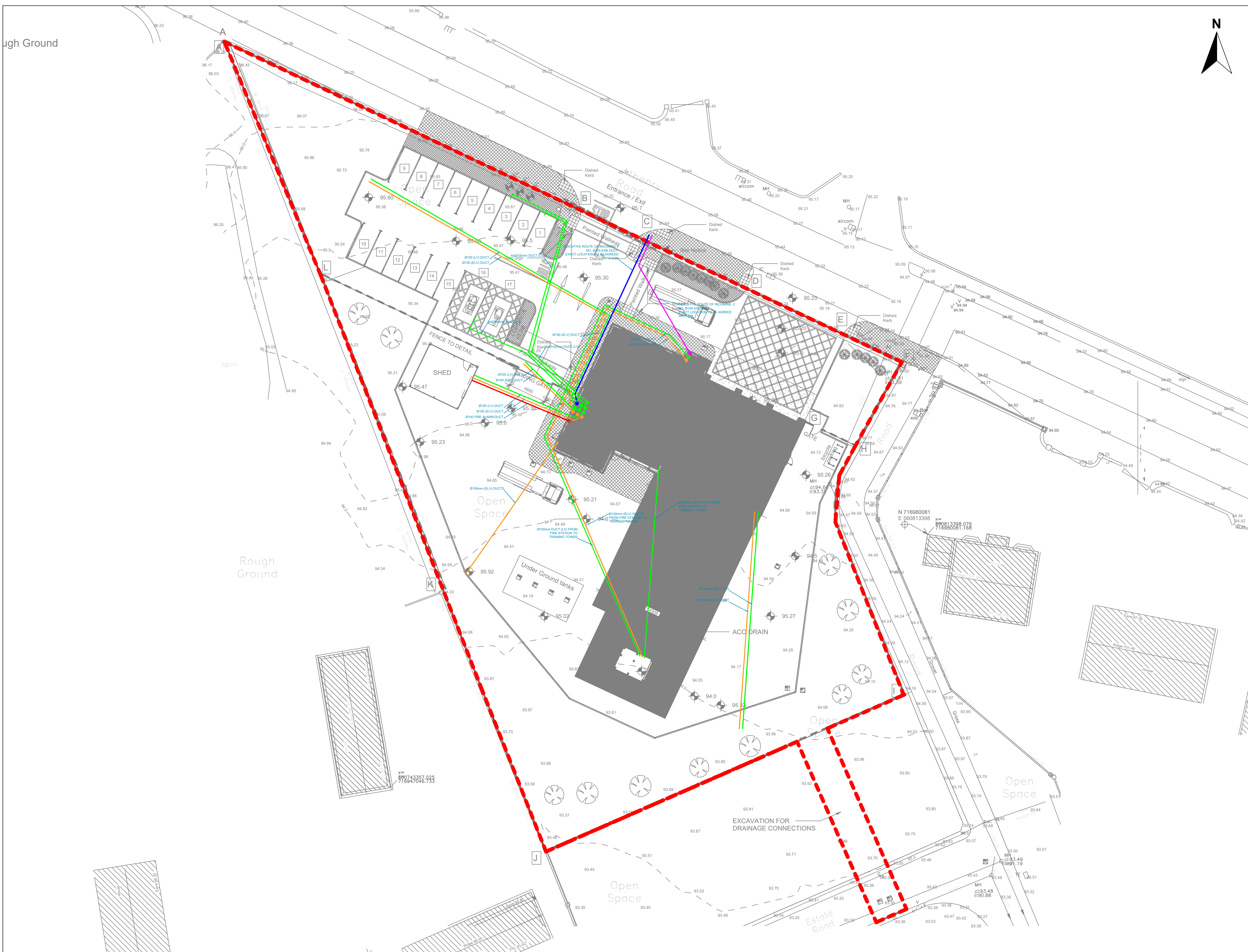


- Notes:**
1. Do **NOT** scale from this drawing.
 2. Drawings to be read in conjunction with the relevant Architects and Engineers drawings and specifications.
 3. Drawing to be read in conjunction with the Coffey Consulting Engineering Mechanical and Electrical Specifications and Schematics.
 4. Fire alarm systems shall be designed and installed in accordance with IS 3218:2013, Technical Guidance Document Part B and the project specific Fire Safety Certificate Compliance Report.
 5. The electrical installation shall fully comply with IS 10101:2020.
 6. All sockets shall be installed 450mm AFFL, unless noted otherwise.
 7. Fire stopping shall be carried out in strict accordance with Technical Guidance Document Part B and it is the responsibility of the Main Contractor. The Main Contractor shall submit details of all fire stopping details to the Design Team before installation.

LEGEND	
SYMBOL	DESCRIPTION
	FIRE ALARM DUCT
	ELV DUCT
	LV LIGHTING
	EIR DUCT
	INCOMING ESB DUCT



Rev	Description	Date	Out
02	Issued for Planning	18.07.24	BC
01	Issued for Planning	07.12.23	RK
00	Issued for Planning	11.06.23	RK

CCE
COFFEY CONSULTING
ENGINEERING

Coffey Consulting Engineering
 Block A, Marlinsburn Business Park, Mullingar, Co. Westmeath
 N91 1626 Ireland

+353(0)449310255
 info@coffeyengineering.ie
 www.cceengineering.ie

Client: **Galway County Council**

Site: **Loughrea Fire Station, Co. Galway**

Title: **External M&E Buildersworks Layout**

Drawing no.: **LFS-DR-CCE-ME-0200**

Approved: BC Checked: RK Drawn: RV
 Scale: 1:500
 Size: A1

Copyright © 2024 Coffey Engineering Consultants
 No part of this document may be reproduced or transmitted in any form or stored in any retrieval system of any nature without the written permission of the Consultant as copyright holder except as agreed for use on the project for which the document was originally written.