



CYCLE PARKING PROVISIONS TO ENCOURAGE ACTIVE TRAVEL



PICNIC SEATING AREA WITH VIEWS OF THE RIVER AND G.A.A. PITCHES



OPENSOURCE TREE PLANTING



ACER CAMPESTRE PYRUS CALLERYANA SORBUS AUCUPARIA FAGUS SYLVAICA 'DAWYK'

TERRACED SEATING WITH INTEGRATED ORNAMENTAL PLANTING AND TREE PLANTERS



SEATING PRODUCT TO BE APPLIED TO EXISTING STONE RETAINING STRUCTURE



TIMBER AND CONCRETE SEATING STRUCTURES TO CAPTURE VIEWS OF THE RIVERSIDE

EXISTING BEECH HEDGE RETAINED


FEATURE PAVED AREAS WITH WILDFLOWER ISLANDS AND TREE PLANTING

LOW ORNAMENTAL PLANTING MIX TO PROVIDE YEAR ROUND VISUAL INTEREST AND ECOLOGICAL VALUE

NATIVE RIVERSIDE TREE PLANTING MIX TO STRENGTHEN THE BIODIVERSE CORRIDOR ALONG THE WALKWAY

24380-1-102

NATURAL PLAY FEATURES WITH CLIMBING BOULDERS, BALANCE LOGS AND PLAY MOUNDS



RIVERSIDE TREE SELECTION TO SUPPLEMENT EXISTING VEGETATION AND FRAME VIEWS WITHIN THE PROPOSED DESIGN

24380-1-103

RELOCATED STONE WALL USING EXISTING AND LOCALLY SOURCED STONE

NATIVE WILDFLOWER PLANTING MIX TO PROVIDE A LOWER MOWING REGIME



LEGEND & INDICATIVE PLANTING SCHEDULE:

- Proposed Native Riverside Trees**
 - (A) *Alnus glutinosa*, 14 - 16cm girth, 4m+ ht
 - (Q) *Quercus petraea*, 14-16cm girth, 4m+ ht
 - (S) *Salix* spp, M/S, 2.5 - 3.5m ht
 - (B) *Betula pubescens*, 12-14cm girth, 2.5 - 3.5m ht
- Proposed Openspace Trees**
 - *All Openspace Trees to have min. 2m Clear Stem for Visual Permeability
 - (A) *Acer campestre* "Elsrijk", 16-18cm girth 4-6m ht
 - (P) *Pyrus calleryana* "Chanticleer", 12-14cm girth, 4m + ht
 - (S) *Sorbus aucuparia* "Streetwise", 12-14cm girth, 2.5 - 3.5m ht
 - (F) *Fagus sylvatica* "Dawyk", 12 - 14cm girth, 2.5 - 3.5m ht
- Existing / Retained Clipped Beech Hedging**
 - Fagus sylvatica*
- Proposed Shrubs & Perennials Planting**
 - Carex* sp.
 - Ceanothus* "Blue Mound"
 - Centaurea montana*
 - Geranium* m. "Czakar"
 - Miscanthus* spp.
 - Picea abies procumbens*
 - Pinus mugo* "Mops"
 - Rudbeckia* "Goldstrum"
 - Santolina* cham. "Nana"
 - Stipa* spp.
- Native Wildflower Planting**
 - Native Irish seed mix
 - Supplier: Design by Nature or Similar
- Feature Shrub Planting Entrance to GAA**
 - Salix mirage*
 - Stachys byzantina*
 - Lavandula angustifolia* "Blue Cushion"
 - Berberis* "Amstelvelen"
 - Chrysozotema*
 - Heuchera* sp.
 - Aster novi-beigi* "Rosenwichter"
 - Heuchera* sp.
 - Viburnum* "davidii"
 - Hypericum* "Hidcote"
 - Hydrangea macrophylla*
 - Cytisus* "All Gold"
 - Crocus* m. *crocosmiflora*
- Bulb Planting Drifts**
 - Arenaria* "Honoria Joubert"
 - Crocus* var.
 - Galanthus* var.
 - Tulipa* var.
 - Narcissus* var.
- Natural Play Features**
 - Suitable logs and boulders, retained from site preparation where possible
- Picnic Bench**
 - Supplier: Omos.ie
 - Product: s59.2 Seat
 - Material: Timber and metal
- Bench Wall Seating**
 - Supplier: Streetlife
 - Material: Timber and concrete
- Play Mound**
- Riverside Footpath**
 - Tarmac surface to engineers specifications
- Feature Paved Seating Area**
 - Selected Permeable Pavers
- Resin Bound Gravel Surface**
- Low Wall / Tree and Shrub Planter**
- Stone Wall / Terrace Steps**
- 1.2m High Vertical Bar Fencing**
- Access Point**

NATIVE RIVERSIDE TREE PLANTING




ALNUS GLUTINOSA QUERCUS PETRAEA SALIX SPP. BETULA PUBESCENS

REV	DATE	AMENDMENT

CUNNANE STRATTON REYNOLDS LAND PLANNING & DESIGN

DUBLIN, CORK & GALWAY
GAINSBORO HOUSE, 24 SUFFOLK STREET, DUBLIN 2, D02 KF65
TEL 01 661 0419
EMAIL: info@csrfandplan.ie



PROJECT: DUNMORE RIVER WALK	DATE: DEC - 2025
DRAWING: Landscape Materplan	SCALE: 1:500 @A0
	DRAWN: DM
	CHECKED: KM
	DRAWING NO: 24380-1-100